


STATE OF OKLAHOMA
MUSKOGEE COUNTY
FILED OR RECORDED

Reese McCrany
2015 SEP 11 P 1:03

State Auditor & Inspector



Vocational-Technical School District
2015-2016 Estimate of Needs
and
Financial Statement of the Fiscal Year 2014-2015

Board of Education of Indian Capital Area Technology Center
District No. VT-4
County of Muskogee
State of Oklahoma

FILED

NOV 03 2015

State Auditor & Inspector

Two copies of this Financial Statement and Estimate of Needs should be filed with the County Clerk not later than September 30 for all School Districts. After approval by the Excise Board and the levies are made, both statements should be signed by the Board Members. One complete signed copy must be sent to the State Auditor and Inspector, 2300 N. Lincoln Blvd Room 100, Oklahoma City, OK 73105-4801. If publication may not be had by date required for filing, affidavit and proof of publication are required to be attached within five days after date of filing.

The 2015-2016 Estimate of Needs
and
Financial Statement of the Fiscal Year 2014-2015

Prepared by: Sanders, Bledsoe & Hewett CPAs LLP

Submitted to the Muskogee County Excise Board

This 3rd Day of November, 2015

School Board Members

Chairman

B.D. Perry

Clerk

[Signature]

Treasurer

misty Gilly

Member

[Signature]

Member

[Signature]

Member

Member

[Signature]

Member

State of Oklahoma, County of Muskogee

To the Excise Board of said County and State, Greetings:

Pursuant to the requirements of 68 O. S. 2001 Section 3002, we submit herewith, for your consideration the within statement of the financial condition of the Board of Education of Indian Capital Area Technology Center, District No. VT-4, County of Muskogee State of Oklahoma for the fiscal year beginning July 1, 2015, and ending June 30, 2016, together with an itemized statement of the estimated Income and Probable Needs of said School District for the ensuing fiscal year. We have separately prepared, executed and submit Financial Statements for the Fiscal Year so terminated, and Estimate of Requirements for the ensuing Fiscal Year, for such Sinking Fund, if any, as pertains to this District for the Bond, Coupon, and Judgment indebtedness, if any, outstanding and unpaid as of June 30, 2016, and also for the Sinking Fund of any disorganized District whose area or the major portion thereof is now embraced within the boundaries of this District; and this Certificate is as applicable thereto as if fully embodied therein. The same have been prepared in conformity with Statute, in relation to which be it further noted that:

1. We, the undersigned, duly elected, qualified and acting officers of the Board of Education of the aforesaid School District located wholly or in major area in the County and State aforesaid, do hereby certify that, at regular session begun at the time provided by law, we carefully considered the reports submitted by the several officers and employees as required by 68 O. S. 2001 Section 3004, carefully considered the statements and estimate of needs heretofore prepared for the purpose of ascertaining any additional or emergency levy necessary for the ensuing fiscal year and revised, corrected or amended the same to disclose the true fiscal condition as of June 30, 2015, and to provide for the needs of the District for the ensuing fiscal year as now ascertained; and we do hereby certify that the within statement of the financial condition is true and correct, and that the within estimates for all purposes for the ensuing fiscal year are reasonably necessary for the proper conduct of the affairs of said School District, and that the statement of Estimated Income from sources other than ad valorem taxes is not in excess of the lawfully authorized ratio of the actual collections from such sources during the previous fiscal year.

2. We further certify that any cash fund balance reported in our Building Fund is required for immediate or cumulative program of construction unless there be attached within a verified copy of a resolution signed by a majority of the members of this Board to the effect the program of building has been completed or abandoned. If attached, then the Excise Board is directed to apply said Balance to reduce Levies in accordance with 62 O. S. 2001, Section 333.

3. We also certify that a levy of 15.000 Mills over and above the number of mills allocated by the County Excise Board will be reasonably necessary for the proper conduct of the affairs of said school district during the fiscal year 2015-2016.

4. We also certify that, after due and legal notice of an election thereon, an emergency levy of 5.000 Mills, over and above the number of mills provided by Law and allocated by the County Excise Board in addition thereto for school purposes, was authorized at an election held for that purpose on Permanent by a majority of those voting at said election; the result of said election was:

For the Levy 0; Against the Levy 0; Majority 0

5. We also certify that, after due and legal notice of an election thereon, a local support levy of 10.000 Mills, in addition to the levies hereinbefore provided, was authorized at an election held for that purpose on Permanent by a majority vote of the electors who had paid ad valorem tax of the immediately preceding year; the result of said election was:

For the Levy 0; Against the Levy 0; Majority 0


6. We also certify that, after due and legal notice of an election thereon, pursuant to Article 10, Section 10, of the Constitution of Oklahoma, an additional levy of 5.000 Mills, was authorized by a majority of the qualified voters of said School District, for the purpose of erecting, remodeling or repairing school buildings, and for purchasing furniture at an election held for that purpose on Permanent, the result whereof was:

For the Levy 0;

Against the Levy 0;


Majority 0


Clerk of Board of Education


President of Board of Education


Treasurer of Board of Education

Subscribed and sworn to before me this 10th day of September 2015.


Notary Public

11-14-14
My Commission Expires



Affidavit of Publication

State of Oklahoma, County of Muskogee

I, _____, the undersigned duly qualified and acting Clerk of the Board of Education of Indian Capital Area Technology Center, School District No. VT-4, County and State aforesaid, being first duly sworn according to law, hereby depose and say:

1. That I complied with 68 O. S. 2001 Section 3002, (both independent and dependent) by having the within Financial Statement and Estimate of Needs which was prepared at the time and in the manner provided by law, published as required by law, in a legally-qualified newspaper of general circulation in the district, there being no legally-qualified newspaper published in the school district, as evidenced by a copy of such published statement and estimate together with proof of publication thereof attached hereto marked Exhibit No. 1 and made a part hereof (strike inapplicable phrases).

2. That I complied with currently effective statutes, by having the Notice of Emergency Levy Election and the call for such Election on the date hereinbefore certified by the Governing Board, the Itemized Statements and the Itemized Estimate of the amount necessary for the ensuing fiscal year requiring such emergency levy for the current expense purposes as prepared by the Board of Education duly published or posted, as the case may be, in full compliance with law for this class of school district, and as provided by law duly made public in the manner and at the time provided by law, for this class of district and in all respects according to law, in relation to said election on such emergency levy as hereinbefore certified by said Governing Board.

3. That I complied with the statute by having published or posted (if required for this class of district) the notice of local support levy election, and the call for such election on the date hereinbefore certified by the Board of Education. That the Estimate of Needs as prepared by the Board of Education required such local support levy in addition to other tax levies, to fully meet the current expense purposes of the school district for the ensuing year.

4. That in conformity to resolution by said Board of Education, I caused Notice of Building Fund Levy Election under the provisions of Article 10, Section 10, Oklahoma Constitution, and the Call of such Election on the date hereinbefore certified by the Governing Board, together with Itemized Statements and an Estimate of the amount necessary for the ensuing fiscal year requiring such levy for the purpose of erecting, remodeling or repairing school buildings, and for purchasing school furniture, in said District, published or posted to contain such Notice and Call, fixing the number of voting places and particularly describing each and every such place or places, and fixing the day on which such election should be had after the expiration of such notice, duly published or posted as is required by law for this class of district.

[Signature]
Clerk, Board of Education

Subscribed and sworn to before me this 10th day of September 2015.

[Signature]
Notary Public

11-14-16
My Commission Expires



[Signature]
Secretary and Clerk of Excise Board



Muskogee County, Oklahoma

Proof of Publication

In the _____ Court of _____ County,
State of Oklahoma

Plaintiff


CASE: FINANCIAL STATEMENT
PO# 40239

SS: Muskogee County
Kristina Hight of lawful age, being duly sworn, upon oath states that she is the Sales Rep of the Newspaper Holdings, Inc., a corporation, owner and publisher of the Muskogee Phoenix, a daily newspaper, printed in the English language, that said newspaper is printed and published in Muskogee County, Oklahoma and has a paid general subscription circulation therein; that said newspaper is admitted and delivered to the United States Mails within Muskogee County, Oklahoma as second class mail matter, that said newspaper has been published in said county continuously and uninterrupted during a period of one hundred four (104) week consecutively, prior to the first publication of the notice or advertisement of which a copy is here too attached.

Affiant states that said newspaper has complied with all the provisions of Section 1 of Senate Bill No. 47 of the Nineteenth Legislature of the State of Oklahoma, passed and approved April 13, 1943, and the amendments thereto, and has complied with all the laws of the State of Oklahoma necessary to authorize it to publish legal notices and legal advertisements,

The advertisement above referred to, a true and printed copy of which is hereto attached, was published in said newspaper on the following dates, to-wit:

1 st Insertion Sept 17, 2015	6 th Insertion
2 nd Insertion	7 th Insertion
3 rd Insertion	8 th Insertion
4 th Insertion	9 th Insertion
5 th Insertion	Last Insertion



Said Notice was published in the regular edition of Said Newspaper and not in a supplement thereof.

Publication Fees \$150.00

Signed

Kristina Hight

Account 3088

Subscribed and sworn to before me this 17 day of Sept A.D., 20 15

My Commission expires

Christina L Frost
Notary Public

Published in The Muskogee Phoenix
September 17, 2015

Publication Sheet - Board of Education
Financial Statement of the Various Funds for the Fiscal Year Ending June 30, 2015, And
Estimate of Needs for Fiscal Year Ending June 30, 2016, of Indian Capital Technology Center
School District No. VT-4, Muskogee County, Oklahoma

<u>STATEMENT OF FINANCIAL CONDITION</u>	<u>GENERAL FUND</u>	<u>BUILDING FUND</u>
<u>As of June 30, 2015</u>	<u>Detail</u>	<u>Detail</u>
ASSETS:		
Cash Balance June 30, 2015	\$8,724,647.84	\$9,654,684.45
Investments	0.00	0.00
TOTAL ASSETS	8,724,647.84	9,654,684.45
LIABILITIES AND RESERVES:		
Warrants Outstanding	688,379.68	329,474.47
Reserve for Interest on Warrants	0.00	0.00
Reserves From Schedule 8	1,049,711.24	885,167.02
TOTAL LIABILITIES AND RESERVES	1,738,090.92	1,214,641.49
CASH FUND BALANCE (Deficit) June 30, 2015	6,986,556.92	8,440,042.96

ESTIMATED NEEDS FOR FISCAL YEAR ENDING JUNE 30, 2016

<u>GENERAL FUND</u>	<u>GENERAL FUND</u>	<u>BUILDING FUND</u>	<u>BUILDING FUND</u>
Current Expense	\$22,039,804.48	Current Expense	\$10,764,804.51
Total Required	22,039,804.48	Total Required	10,764,804.51
FINANCED:		FINANCED:	
Cash Fund Balance	6,986,556.92	Cash Fund Balance	8,440,042.96
Estimated Miscellaneous Revenue	5,862,502.96	Estimated Miscellaneous Revenue	24,366.96
Total Deductions	12,849,059.88	Total Deductions	8,464,409.92
Balance to Raise from Ad Valorem Tax	<u>9,190,744.60</u>	Balance to Raise from Ad Valorem Tax	<u>2,300,394.59</u>
ESTIMATED MISCELLANEOUS REVENUE:			
1000 District Sources of Revenue	995,225.00		
3300 State Aid - Competitive Grants	4,255,009.00		
4400 Minority	243,964.00		
4600 Other Federal Sources of Revenue	270,901.00		
5000 Non-Revenue Receipts	97,403.96		
Total Estimated Revenue	<u>5,862,502.96</u>		

CERTIFICATE - GOVERNING BOARD


STATE OF OKLAHOMA, COUNTY OF MUSKOGEE, ss:

We, the undersigned duly elected, qualified and acting officers on the Board of Education of Indian Capital Area Technology Center, School District No. VT, of Said County and State, do hereby certify that at a meeting of the Governing Body of the said District, begun at the time provided by law for districts of this class and pursuant to the provisions of 68 O. S. 2001 Sec. 3003, the foregoing statement was prepared and is a true and correct condition of Financial Affairs of said District as reflected by the records of the District Clerk and Treasurer. We further certify that the foregoing estimate for current expenses for the fiscal year beginning July 1, 2015, and ending June 30, 2016, as shown are reasonably necessary for the proper conduct of the affairs of the said District, that the Estimated Income to be derived from sources other than ad valorem taxation does not exceed the lawfully authorized ratio of the revenue from the same sources during the preceding year.

BUDO PERRY
President of Board of Education

Subscribed and sworn to before me this 10th day of September, 2015.
Anthony J. Pivec, Notary Public

(SEAL)



SANDERS, BLEDSOE & HEWETT
CERTIFIED PUBLIC ACCOUNTANTS, LLP

Page 5

Stephen H. Sanders, CPA
Eric M. Bledsoe, CPA
Jeffrey D. Hewett, CPA

P.O. BOX 1310 • 101 N. MAIN ST. • BROKEN ARROW, OK 74013 • (918) 449-9991 • (800) 522-3831 • FAX (918) 449-9779

Honorable Board of Education:

We have compiled the 2014-15 fund type financial statements – regulatory basis as of and for the fiscal year ended June 30, 2015, and the 2015-16 Estimate of Needs (SA&I Form 2661R06) and Publication Sheet (SA&I Form 2662R06) for the District, included in the accompanying prescribed forms in accordance with Statements on Standards for Accounting and Review Services issued by the American Institute of Certified Public Accountants.

Our compilation was limited to presenting in the form prescribed by the Oklahoma State Department of Education information that is the representation of management. We have not audited or reviewed the financial statements and supporting information referred to above and, accordingly, do not express an opinion or any other form of assurance on them.

These financial statements and supporting information are presented in accordance with the requirements of the Oklahoma State Department of Education, which differ from generally accepted accounting principles. Accordingly, these financial statements and supporting information are not designed for those who are not informed about such difference.

Management is responsible for the preparation and fair presentation of the financial statements and supporting information in accordance with the regulatory practices prescribed by the Oklahoma State Department of Education and for designing, implementing and maintained internal control relevant to the preparation and fair presentation of the financial statements – regulatory basis, Estimate of Needs and Publication Sheet.

Our responsibility is to conduct the compilation in accordance with Statements on Standards for Accounting and Review Services issued by the American Institute of Certified Public Accountants. The objective of a compilation is to assist management in presenting financial information in the form of financial statements and supporting information without undertaking to obtain or provide any assurance that there are no material modifications that should be made to the financial statements, estimate of needs and publication sheet.

This report is intended solely for the information and use of the Oklahoma State Department of Education, the School District, the County Excise Board, and for filing with the State Auditor and Inspector and should not be used by anyone other than these specific parties.

Sanders, Bledsoe & Hewett

Sanders, Bledsoe & Hewett, CPA's, LLP

www.sbhauditors.com

GENERAL FUND ACCOUNTS COVERING THE PERIOD JULY 1, 2014 TO JUNE 30, 2015
ESTIMATE OF NEEDS FOR 2015-2016

EXHIBIT "A"

Page 6

Schedule 1, Current Balance Sheet - June 30, 2015		Amount
ASSETS:		
Cash Balance June 30, 2015		\$ 8,724,647.84
Investments		\$ 0.00
TOTAL ASSETS		\$ 8,724,647.84
LIABILITIES AND RESERVES:		
Warrants Outstanding		\$ 688,379.68
Reserve for Interest on Warrants		\$ 0.00
Reserves From Schedule 8		\$ 1,049,711.24
TOTAL LIABILITIES AND RESERVES		\$ 1,738,090.92
CASH FUND BALANCE JUNE 30, 2015		\$ 6,986,556.92
TOTAL LIABILITIES, RESERVES AND CASH FUND BALANCE		\$ 8,724,647.84

Schedule 2, Revenue and Requirements - 2014-2015		
	Detail	Total
REVENUE:		
Cash Balance June 30, 2014	\$ 7,001,618.86	
Cash Fund Balance Transferred From Prior Years	\$ 803,669.75	
Current Ad Valorem Tax Apportioned	\$ 8,851,414.55	
Miscellaneous Revenue Apportioned	\$ 8,372,927.91	
TOTAL REVENUE		\$ 25,029,631.07
REQUIREMENTS:		
Claims Paid by Warrants Issued & Transfer Fees Apportioned	\$ 16,993,362.91	
Reserves From Schedule 8	\$ 1,049,711.24	
Interest Paid on Warrants	\$ 0.00	
Bank Fees and Cash Charges	\$ 0.00	
Reserve for Interest on Warrants	\$ 0.00	
TOTAL REQUIREMENTS		\$ 18,043,074.15
ADD: Cash Fund Balance as Per Balance Sheet 6-30-2015		\$ 6,986,556.92
TOTAL REQUIREMENTS AND CASH FUND BALANCE		\$ 25,029,631.07

Schedule 3, Cash Fund Balance Analysis - June 30, 2015		Amount
ADDITIONS:		
Miscellaneous Revenue Collected in Excess of Estimates-Net		\$ 2,486,350.91
Warrants Estopped, Cancelled or Converted		\$ 415.06
Fiscal Year 2014-15 Lapsed Appropriations		\$ 3,926,708.90
Fiscal Year 2013-14 Lapsed Appropriations		\$ 51,318.95
Ad Valorem Tax Collections in Excess of Estimates		\$ 0.00
Prior Year Ad Valorem Tax		\$ 751,935.74
TOTAL ADDITIONS		\$ 7,216,729.56
DEDUCTIONS:		
Est. Value of Surplus Tax in Process		\$ 97,403.96
Current Tax in Process of Collection		\$ 132,768.68
TOTAL DEDUCTIONS		\$ 230,172.64
Cash Fund Balance as per Balance Sheet 6-30-2015		\$ 6,986,556.92
Composition of Cash Fund Balance		
Cash		\$ 6,986,556.92
Cash Fund Balance as per Balance Sheet 6-30-2015		\$ 6,986,556.92

GENERAL FUND ACCOUNTS COVERING THE PERIOD JULY 1, 2014 TO JUNE 30, 2015
ESTIMATE OF NEEDS FOR 2015-2016

EXHIBIT "A"

Page 7

Schedule 4, Miscellaneous Revenue		
SOURCE	2014-15 ACCOUNT	
	AMOUNT ESTIMATED	ACTUALLY COLLECTED
1000 DISTRICT SOURCES OF REVENUE:		
1200 Tuition & Fees	\$ 684,500.00	\$ 817,252.76
1300 Earnings on Investments and Bond Sales	\$ 30,000.00	\$ 37,157.10
1400 Rental, Disposals and Commissions	\$ 185,125.00	\$ 950,021.77
1500 Reimbursements	\$ 60,000.00	\$ 252,530.43
1600 Other Local Sources of Revenue	\$ 35,600.00	\$ 55,363.85
1700 Child Nutrition Programs	\$ 0.00	\$ 0.00
1120 Prior years tax	\$ 0.00	\$ 0.00
TOTAL	\$ 995,225.00	\$ 2,112,325.91
2000 INTERMEDIATE SOURCES OF REVENUE:		
2100 County 4 Mill Ad Valorem Tax	\$ 0.00	\$ 0.00
2200 County Apportionment (Mortgage Tax)	\$ 0.00	\$ 0.00
2300 Resale of Property Fund Distribution	\$ 0.00	\$ 0.00
2910 Other Intermediate Sources of Revenue	\$ 0.00	\$ 0.00
TOTAL	\$ 0.00	\$ 0.00
3000 STATE SOURCES OF REVENUE:		
3100 Total Dedicated Revenue	\$ 0.00	\$ 0.00
3200 Total State Aid - General Operations - Non-Categorical	\$ 0.00	\$ 0.00
3300 State Aid - Competitive Grants - Categorical	\$ 0.00	\$ 0.00
3400 State Categorical	\$ 0.00	\$ 25,000.00
3500 Special Purposes	\$ 0.00	\$ 0.00
3600 Other State Sources of Revenue	\$ 0.00	\$ 0.00
3700 Child Nutrition Programs	\$ 0.00	\$ 0.00
3800 State Vocational Programs	\$ 0.00	\$ 0.00
3810 Series	\$ 4,030,629.00	\$ 4,030,629.00
3820 OTAG	\$ 0.00	\$ 0.00
3830 Industry Training	\$ 200,319.00	\$ 135,385.40
3840 Adult Training	\$ 10,827.00	\$ 78,347.94
3850 Other Vocational Aid	\$ 27,388.00	\$ 28,998.00
3860 Other State Vocational and Technical Educ.	\$ 0.00	\$ 0.00
3890 Capital Outlay	\$ 145,254.00	\$ 141,883.98
Total State Vocational	\$ 4,414,417.00	\$ 4,415,244.32
	\$ 0.00	\$ 0.00
	\$ 0.00	\$ 0.00
	\$ 0.00	\$ 0.00
	\$ 0.00	\$ 0.00
	\$ 0.00	\$ 0.00
TOTAL	\$ 4,414,417.00	\$ 4,440,244.32
4000 FEDERAL SOURCES OF REVENUE:		
4500 Operations	\$ 0.00	\$ 0.00
4600 Other Federal Sources of Revenue	\$ 0.00	\$ 0.00
4810 Series	\$ 0.00	\$ 0.00
4820 Carl D. Perkins Vocational and Applied Technology Educ. Act	\$ 204,323.00	\$ 291,971.61
4830 Industry Training	\$ 0.00	\$ 19,620.00
4850 TANF	\$ 272,612.00	\$ 194,024.70
4870 Series	\$ 0.00	\$ 1,294,820.11
4890 Capital Outlay	\$ 0.00	\$ 0.00
TOTAL	\$ 476,935.00	\$ 1,800,436.42
5000 NON-REVENUE RECEIPTS:		
5100 Return of Assets	\$ 0.00	\$ 19,921.26
GRAND TOTAL	\$ 5,886,577.00	\$ 8,372,927.91

S.A. & I. Form 2661R06 Entity: Indian Capital Area Technology Center VT-4, Muskegee

1-Sep-2015

GENERAL FUND ACCOUNTS COVERING THE PERIOD JULY 1, 2014 TO JUNE 30, 2015
ESTIMATE OF NEEDS FOR 2015-2016

EXHIBIT "A"

Page 8

2014-15 ACCOUNT OVER (UNDER)	BASIS AND LIMIT OF ENSUING ESTIMATE	2015-16 ACCOUNT		
		CHARGEABLE INCOME	ESTIMATED BY GOVERNING BOARD	APPROVED BY EXCISE BOARD
\$ 132,752.76	83.76%	\$ 0.00	\$ 684,500.00	\$ 684,500.00
\$ 7,157.10	80.74%	\$ 0.00	\$ 30,000.00	\$ 30,000.00
\$ 764,896.77	19.49%	\$ 0.00	\$ 185,125.00	\$ 185,125.00
\$ 192,530.43	23.76%	\$ 0.00	\$ 60,000.00	\$ 60,000.00
\$ 19,763.85	64.30%	\$ 0.00	\$ 35,600.00	\$ 35,600.00
\$ 0.00	0.00%	\$ 0.00	\$ 0.00	\$ 0.00
\$ 0.00	0.00%	\$ 0.00	\$ 0.00	\$ 0.00
\$ 1,117,100.91		\$ 0.00	\$ 995,225.00	\$ 995,225.00
\$ 0.00	0.00%	\$ 0.00	\$ 0.00	\$ 0.00
\$ 0.00	0.00%	\$ 0.00	\$ 0.00	\$ 0.00
\$ 0.00	0.00%	\$ 0.00	\$ 0.00	\$ 0.00
\$ 0.00	0.00%	\$ 0.00	\$ 0.00	\$ 0.00
\$ 0.00	0.00%	\$ 0.00	\$ 0.00	\$ 0.00
\$ 0.00	0.00%	\$ 0.00	\$ 0.00	\$ 0.00
\$ 0.00	0.00%	\$ 0.00	\$ 0.00	\$ 0.00
\$ 25,000.00	0.00%	\$ 0.00	\$ 0.00	\$ 0.00
\$ 0.00	0.00%	\$ 0.00	\$ 0.00	\$ 0.00
\$ 0.00	0.00%	\$ 0.00	\$ 0.00	\$ 0.00
\$ 0.00	0.00%	\$ 0.00	\$ 0.00	\$ 0.00
\$ 0.00	0.00%	\$ 0.00	\$ 0.00	\$ 0.00
\$ 0.00	97.10%	\$ 0.00	\$ 3,913,608.00	\$ 3,913,608.00
\$ 0.00	0.00%	\$ 0.00	\$ 0.00	\$ 0.00
\$ (64,933.60)	147.98%	\$ 0.00	\$ 200,337.00	\$ 200,337.00
\$ 67,520.94	12.95%	\$ 0.00	\$ 10,147.00	\$ 10,147.00
\$ 1,610.00	100.35%	\$ 0.00	\$ 29,099.00	\$ 29,099.00
\$ 0.00	0.00%	\$ 0.00	\$ 0.00	\$ 0.00
\$ (3,370.02)	71.76%	\$ 0.72	\$ 101,818.00	\$ 101,818.00
\$ 827.32		\$ 0.00	\$ 4,255,009.00	\$ 4,255,009.00
\$ 0.00	0.00%	\$ 0.00	\$ 0.00	\$ 0.00
\$ 0.00	0.00%	\$ 0.00	\$ 0.00	\$ 0.00
\$ 0.00	0.00%	\$ 0.00	\$ 0.00	\$ 0.00
\$ 0.00	0.00%	\$ 0.00	\$ 0.00	\$ 0.00
\$ 0.00	0.00%	\$ 0.00	\$ 0.00	\$ 0.00
\$ 0.00	0.00%	\$ 0.00	\$ 0.00	\$ 0.00
\$ 25,827.32		\$ 0.00	\$ 4,255,009.00	\$ 4,255,009.00
\$ 0.00	0.00%	\$ 0.00	\$ 0.00	\$ 0.00
\$ 0.00	0.00%	\$ 0.00	\$ 0.00	\$ 0.00
\$ 0.00	0.00%	\$ 0.00	\$ 0.00	\$ 0.00
\$ 87,648.61	83.56%	\$ 0.00	\$ 243,964.00	\$ 243,964.00
\$ 19,620.00	0.00%	\$ 0.00	\$ 0.00	\$ 0.00
\$ (78,587.30)	139.62%	\$ 0.00	\$ 270,901.00	\$ 270,901.00
\$ 1,294,820.11	0.00%	\$ 0.00	\$ 0.00	\$ 0.00
\$ 0.00	0.00%	\$ 0.00	\$ 0.00	\$ 0.00
\$ 1,323,501.42		\$ 0.00	\$ 514,865.00	\$ 514,865.00
\$ 19,921.26	0.00%	\$ 0.00	\$ 0.00	\$ 0.00
\$ 2,486,350.91		\$ 0.00	\$ 5,765,099.00	\$ 5,765,099.00

S.A. & I. Form 2661R06 Entity: Indian Capital Area Technology Center VT-4, Muskogee

1-Sep-2015

GENERAL FUND ACCOUNTS COVERING THE PERIOD JULY 1, 2014 TO JUNE 30, 2015
ESTIMATE OF NEEDS FOR 2015-2016

EXHIBIT "A"

Page 9

Schedule 5, Expenditures General Fund Cash Accounts of Current and all Prior Years	
CURRENT AND ALL PRIOR YEARS	2014-15
Cash Balance Reported to Excise Board 6-30-2014	\$ 0.00
Cash Fund Balance Transferred Out	
Cash Fund Balance Transferred In	\$ 7,001,618.86
Adjusted Cash Balance	\$ 7,001,618.86
Ad Valorem Tax Apportioned To Year In Caption	\$ 8,851,414.55
Miscellaneous Revenue (Schedule 4)	\$ 8,372,927.91
Cash Fund Balance Forward From Preceding Year	\$ 803,669.75
Prior Expenditures Recovered	\$ 0.00
TOTAL RECEIPTS	\$ 18,028,012.21
TOTAL RECEIPTS AND BALANCE	\$ 25,029,631.07
Warrants Paid of Year in Caption	\$ 16,304,983.23
Interest Paid Thereon	\$ 0.00
Bank Fees and Cash Charges	\$ 0.00
TOTAL DISBURSEMENTS	\$ 16,304,983.23
CASH BALANCE JUNE 30, 2015	\$ 8,724,647.84
Reserve for Warrants Outstanding	\$ 688,379.68
Reserve for Interest on Warrants	\$ 0.00
Reserves From Schedule 8	\$ 1,049,711.24
TOTAL LIABILITIES AND RESERVE	\$ 1,738,090.92
DEFICIT:	\$ 0.00
CASH FUND BALANCE FORWARD TO SUCCEEDING YEAR	\$ 6,986,556.92

Schedule 6, General Fund Warrant Account of Current and All Prior Years	
CURRENT AND ALL PRIOR YEARS	2014-15
Warrants Outstanding 6-30 of Year in Caption	
Warrants Registered During Year	\$ 16,993,362.91
TOTAL	\$ 16,993,362.91
Warrants Paid During Year	\$ 16,304,983.23
Warrants Converted to Bonds or Judgments	\$ 0.00
Warrants Cancelled	\$ 0.00
Warrants estopped by Statute	\$ 0.00
TOTAL WARRANTS RETIRED	\$ 16,304,983.23
BALANCE WARRANTS OUTSTANDING JUNE 30, 2015	\$ 688,379.68

Schedule 7, 2014 Ad Valorem Tax Account			
2014 Net Valuation Certified To County Excise Board	\$ 1,162,443,019.00	8.100 Mills	Amount
Total Proceeds of Levy as Certified			\$ 9,433,392.40
Additions:			\$ 0.00
Deductions:			\$ 0.00
Gross Balance Tax			\$ 9,433,392.40
Less Reserve for Delinquent Tax			\$ 449,209.17
Reserve for Protests Pending			\$ 0.00
Balance Available Tax			\$ 8,984,183.23
Deduct 2014 Tax Apportioned			\$ 8,851,414.55
Net Balance 2014 Tax in Process of Collection			\$ 132,768.68
Excess Collections			\$ 0.00

GENERAL FUND ACCOUNTS COVERING THE PERIOD JULY 1, 2014 TO JUNE 30, 2015
ESTIMATE OF NEEDS FOR 2015-2016

EXHIBIT "A"

Page 10

Schedule 5, (Continued)						
2013-14	2012-13	2011-12	2010-11	2009-10	2008-09	TOTAL
\$ 8,242,026.92	\$ 0.00	\$ 0.00	\$ 0.00	\$ 0.00	\$ 0.00	\$ 8,242,026.92
\$ 7,001,618.86	\$ 0.00	\$ 0.00	\$ 0.00	\$ 0.00	\$ 0.00	\$ 7,001,618.86
\$ 0.00	\$ 0.00	\$ 0.00	\$ 0.00	\$ 0.00	\$ 0.00	\$ 7,001,618.86
\$ 1,240,408.06	\$ 0.00	\$ 0.00	\$ 0.00	\$ 0.00	\$ 0.00	\$ 8,242,026.92
\$ 751,935.74	\$ 0.00	\$ 0.00	\$ 0.00	\$ 0.00	\$ 0.00	\$ 9,603,350.29
\$ 0.00	\$ 0.00	\$ 0.00	\$ 0.00	\$ 0.00	\$ 0.00	\$ 8,372,927.91
\$ 0.00	\$ 0.00	\$ 0.00	\$ 0.00	\$ 0.00	\$ 0.00	\$ 803,669.75
\$ 0.00	\$ 0.00	\$ 0.00	\$ 0.00	\$ 0.00	\$ 0.00	\$ 0.00
\$ 751,935.74	\$ 0.00	\$ 0.00	\$ 0.00	\$ 0.00	\$ 0.00	\$ 18,779,947.95
\$ 1,992,343.80	\$ 0.00	\$ 0.00	\$ 0.00	\$ 0.00	\$ 0.00	\$ 27,021,974.87
\$ 1,188,674.05	\$ 0.00	\$ 0.00	\$ 0.00	\$ 0.00	\$ 0.00	\$ 17,493,657.28
\$ 0.00	\$ 0.00	\$ 0.00	\$ 0.00	\$ 0.00	\$ 0.00	\$ 0.00
\$ 0.00	\$ 0.00	\$ 0.00	\$ 0.00	\$ 0.00	\$ 0.00	\$ 0.00
\$ 1,188,674.05	\$ 0.00	\$ 0.00	\$ 0.00	\$ 0.00	\$ 0.00	\$ 17,493,657.28
\$ 803,669.75	\$ 0.00	\$ 0.00	\$ 0.00	\$ 0.00	\$ 0.00	\$ 9,528,317.59
\$ 0.00	\$ 0.00	\$ 0.00	\$ 0.00	\$ 0.00	\$ 0.00	\$ 688,379.68
\$ 0.00	\$ 0.00	\$ 0.00	\$ 0.00	\$ 0.00	\$ 0.00	\$ 0.00
\$ 0.00	\$ 0.00	\$ 0.00	\$ 0.00	\$ 0.00	\$ 0.00	\$ 1,049,711.24
\$ 0.00	\$ 0.00	\$ 0.00	\$ 0.00	\$ 0.00	\$ 0.00	\$ 1,738,090.92
\$ 0.00	\$ 0.00	\$ 0.00	\$ 0.00	\$ 0.00	\$ 0.00	\$ 0.00
\$ 803,669.75	\$ 0.00	\$ 0.00	\$ 0.00	\$ 0.00	\$ 0.00	\$ 7,790,226.67

Schedule 6, (Continued)						
2013-14	2012-13	2011-12	2010-11	2009-10	2008-09	TOTAL
\$ 730,391.70	\$ 0.00	\$ 0.00	\$ 0.00	\$ 0.00	\$ 0.00	\$ 730,391.70
\$ 458,697.41	\$ 0.00	\$ 0.00	\$ 0.00	\$ 0.00	\$ 0.00	\$ 17,452,060.32
\$ 1,189,089.11	\$ 0.00	\$ 0.00	\$ 0.00	\$ 0.00	\$ 0.00	\$ 18,182,452.02
\$ 1,188,674.05	\$ 0.00	\$ 0.00	\$ 0.00	\$ 0.00	\$ 0.00	\$ 17,493,657.28
\$ 0.00	\$ 0.00	\$ 0.00	\$ 0.00	\$ 0.00	\$ 0.00	\$ 0.00
\$ 0.00	\$ 0.00	\$ 0.00	\$ 0.00	\$ 0.00	\$ 0.00	\$ 0.00
\$ 415.06	\$ 0.00	\$ 0.00	\$ 0.00	\$ 0.00	\$ 0.00	\$ 415.06
\$ 1,189,089.11	\$ 0.00	\$ 0.00	\$ 0.00	\$ 0.00	\$ 0.00	\$ 17,494,072.34
\$ 0.00	\$ 0.00	\$ 0.00	\$ 0.00	\$ 0.00	\$ 0.00	\$ 688,379.68

Schedule 9, General Fund Investments						
INVESTED IN	Investments On Hand June 30, 2014	Since Purchased	Liquidations		Barred by Court Order	Investments On Hand June 30, 2015
			By Collection Of Cost	Amortized Premium		
CD's	\$ 0.00	\$ 0.00	\$ 0.00	\$ 0.00	\$ 0.00	\$ 0.00
						\$ 0.00
						\$ 0.00
						\$ 0.00
						\$ 0.00
						\$ 0.00
						\$ 0.00
						\$ 0.00
						\$ 0.00
						\$ 0.00
						\$ 0.00
						\$ 0.00
TOTAL INVEST						\$ 0.00

GENERAL FUND ACCOUNTS COVERING THE PERIOD JULY 1, 2014 TO JUNE 30, 2015
ESTIMATE OF NEEDS FOR 2015-2016

EXHIBIT "A"

Page 11

Schedule 8, Report of Prior Year Expenditures				
APPROPRIATED ACCOUNTS	FISCAL YEAR ENDING JUNE 30, 2014			APPROPRIATIONS ORIGINAL
	RESERVES 06-30-2014	WARRANTS SINCE ISSUED	BALANCE LAPSED APPROPRIATIONS	
1000 INSTRUCTION	\$ 395,451.78	\$ 344,132.83	\$ 51,318.95	\$ 7,472,567.52
2000 SUPPORT SERVICES:				
2100 Support Services - Students	\$ 413.24	\$ 413.24	\$ 0.00	\$ 1,544,420.27
2200 Support Services - Instructional Staff	\$ 1,246.18	\$ 1,246.18	\$ 0.00	\$ 812,744.31
2300 Support Services - General Administration	\$ 1,938.67	\$ 1,938.67	\$ 0.00	\$ 951,744.92
2400 Support Services - School Administration	\$ 5,567.72	\$ 5,567.72	\$ 0.00	\$ 3,059,264.13
2500 Support Services - Business	\$ 14,677.15	\$ 14,677.15	\$ 0.00	\$ 2,079,658.95
2600 Operations And Maintenance of Plant Services	\$ 34,689.77	\$ 34,689.77	\$ 0.00	\$ 1,826,553.11
2700 Student Transportation Services	\$ 5,075.00	\$ 5,075.00	\$ 0.00	\$ 1,169,274.46
2800 Support Services - Central	\$ 0.00	\$ 0.00	\$ 0.00	\$ 0.00
2900 Other Support Services	\$ 0.00	\$ 0.00	\$ 0.00	\$ 0.00
TOTAL	\$ 63,607.73	\$ 63,607.73	\$ 0.00	\$ 11,443,660.15
3000 OPERATION OF NON-INSTRUCTION SERVICES:				
3100 Child Nutrition Programs Operations	\$ 0.00	\$ 0.00	\$ 0.00	\$ 135,602.50
3200 Other Enterprise Service Operations	\$ 46,266.68	\$ 46,266.68	\$ 0.00	\$ 624,240.65
3300 Community Services Operations	\$ 1,401.01	\$ 1,401.01	\$ 0.00	\$ 119,597.50
TOTAL	\$ 47,667.69	\$ 47,667.69	\$ 0.00	\$ 879,440.65
4000 FACILITIES ACQUISITION & CONSTRUCTION SERVICES:				
4100 Supv. of Facilities Acquisition and Construction	\$ 0.00	\$ 0.00	\$ 0.00	\$ 0.00
4200 Site Acquisition Services	\$ 0.00	\$ 0.00	\$ 0.00	\$ 10.00
4300 Site Improvement Services	\$ 0.00	\$ 0.00	\$ 0.00	\$ 0.00
4400 Architecture and Engineering Services	\$ 0.00	\$ 0.00	\$ 0.00	\$ 0.00
4500 Educational Specifications Development Services	\$ 0.00	\$ 0.00	\$ 0.00	\$ 0.00
4600 Building Acquisition and Construction Services	\$ 0.00	\$ 0.00	\$ 0.00	\$ 243,164.33
4700 Building Improvement Services	\$ 0.00	\$ 0.00	\$ 0.00	\$ 88,344.82
4900 Other Facilities Acquisition and Const. Services	\$ 0.00	\$ 0.00	\$ 0.00	\$ 0.00
TOTAL	\$ 0.00	\$ 0.00	\$ 0.00	\$ 331,519.15
5000 OTHER OUTLAYS:				
5100 Debt Service	\$ 0.00	\$ 0.00	\$ 0.00	\$ 0.00
5200 Reimbursement (Child Nutrition Fund)	\$ 0.00	\$ 0.00	\$ 0.00	\$ 1,100.00
5300 Clearing Account	\$ 0.00	\$ 0.00	\$ 0.00	\$ 40,066.57
5400 Indirect Cost Entitlement	\$ 0.00	\$ 0.00	\$ 0.00	\$ 5,850.81
5500 Private Nonprofit Schools	\$ 0.00	\$ 0.00	\$ 0.00	\$ 0.00
5600 Correcting Entry	\$ 0.00	\$ 0.00	\$ 0.00	\$ 21,378.42
TOTAL	\$ 0.00	\$ 0.00	\$ 0.00	\$ 68,395.80
7000 OTHER USES	\$ 3,289.16	\$ 3,289.16	\$ 0.00	\$ 1,673,862.22
8000 REPAYMENTS	\$ 0.00	\$ 0.00	\$ 0.00	\$ 100,337.56
TOTAL GENERAL FUND	\$ 510,016.36	\$ 458,697.41	\$ 51,318.95	\$ 21,969,783.05
Bank Fees and Cash Charges	\$ 0.00	\$ 0.00	\$ 0.00	\$ 0.00
Provision for Interest on Warrants	\$ 0.00	\$ 0.00	\$ 0.00	\$ 0.00
GRAND TOTAL	\$ 510,016.36	\$ 458,697.41	\$ 51,318.95	\$ 21,969,783.05

ESTIMATE OF NEEDS FOR THE FISCAL YEAR 2015-2016	
PURPOSE:	
Current Expense	
Interest	
Pro rata share of County Assessor's Budget as determined by County Excise Board	
GRAND TOTAL - Home School	

S.A. & I. Form 2661R06 Entity: Indian Capital Area Technology Center VT-4, Muskogee

1-Sep-2015

GENERAL FUND ACCOUNTS COVERING THE PERIOD JULY 1, 2014 TO JUNE 30, 2015
ESTIMATE OF NEEDS FOR 2015-2016

EXHIBIT "A"

Page 12

FISCAL YEAR ENDING JUNE 30, 2015						FISCAL YEAR 2014-2015
APPROPRIATIONS			WARRANTS ISSUED	RESERVES	LAPSED BALANCE KNOWN TO BE UNENCUMBERED	EXPENDITURES FOR CURRENT EXPENSE PURPOSES
SUPPLEMENTAL ADJUSTMENTS		NET AMOUNT				
ADDED	CANCELLED					
\$ 0.00	\$ 0.00	\$ 7,472,567.52	\$ 6,241,475.71	\$ 83,383.26	\$ 1,147,708.55	\$ 6,324,858.97
\$ 0.00	\$ 0.00	\$ 1,544,420.27	\$ 1,331,922.98	\$ 11,067.79	\$ 201,429.50	\$ 1,342,990.77
\$ 0.00	\$ 0.00	\$ 812,744.31	\$ 535,686.72	\$ 21,685.19	\$ 255,372.40	\$ 557,371.91
\$ 0.00	\$ 0.00	\$ 951,744.92	\$ 432,356.49	\$ 12,563.38	\$ 506,825.05	\$ 444,919.87
\$ 0.00	\$ 0.00	\$ 3,059,264.13	\$ 2,481,585.38	\$ 19,676.51	\$ 558,002.24	\$ 2,501,261.89
\$ 0.00	\$ 0.00	\$ 2,079,658.95	\$ 1,731,432.07	\$ 120,165.84	\$ 228,061.04	\$ 1,851,597.91
\$ 0.00	\$ 0.00	\$ 1,826,553.11	\$ 1,461,572.22	\$ 146,182.39	\$ 218,798.50	\$ 1,607,754.61
\$ 0.00	\$ 0.00	\$ 1,169,274.46	\$ 828,473.97	\$ 288,155.17	\$ 52,645.32	\$ 1,116,629.14
\$ 0.00	\$ 0.00	\$ 0.00	\$ 0.00	\$ 0.00	\$ 0.00	\$ 0.00
\$ 0.00	\$ 0.00	\$ 0.00	\$ 0.00	\$ 0.00	\$ 0.00	\$ 0.00
\$ 0.00	\$ 0.00	\$ 11,443,660.15	\$ 8,803,029.83	\$ 619,496.27	\$ 2,021,134.05	\$ 9,422,526.10
\$ 0.00	\$ 0.00	\$ 135,602.50	\$ 123,554.73	\$ 0.03	\$ 12,047.74	\$ 123,554.76
\$ 0.00	\$ 0.00	\$ 624,240.65	\$ 287,017.15	\$ 123,754.91	\$ 213,468.59	\$ 410,772.06
\$ 0.00	\$ 0.00	\$ 119,597.50	\$ 35,264.33	\$ 1,972.96	\$ 82,360.21	\$ 37,237.29
\$ 0.00	\$ 0.00	\$ 879,440.65	\$ 445,836.21	\$ 125,727.90	\$ 307,876.54	\$ 571,564.11
\$ 0.00	\$ 0.00	\$ 0.00	\$ 0.00	\$ 0.00	\$ 0.00	\$ 0.00
\$ 0.00	\$ 0.00	\$ 10.00	\$ 0.00	\$ 0.00	\$ 10.00	\$ 0.00
\$ 0.00	\$ 0.00	\$ 0.00	\$ 0.00	\$ 0.00	\$ 0.00	\$ 0.00
\$ 0.00	\$ 0.00	\$ 0.00	\$ 0.00	\$ 0.00	\$ 0.00	\$ 0.00
\$ 0.00	\$ 0.00	\$ 0.00	\$ 0.00	\$ 0.00	\$ 0.00	\$ 0.00
\$ 0.00	\$ 0.00	\$ 243,164.33	\$ 5,507.00	\$ 162,389.22	\$ 75,268.11	\$ 167,896.22
\$ 0.00	\$ 0.00	\$ 88,344.82	\$ 30,193.67	\$ 31,235.94	\$ 26,915.21	\$ 61,429.61
\$ 0.00	\$ 0.00	\$ 0.00	\$ 0.00	\$ 0.00	\$ 0.00	\$ 0.00
\$ 0.00	\$ 0.00	\$ 331,519.15	\$ 35,700.67	\$ 193,625.16	\$ 102,193.32	\$ 229,325.83
\$ 0.00	\$ 0.00	\$ 0.00	\$ 0.00	\$ 0.00	\$ 0.00	\$ 0.00
\$ 0.00	\$ 0.00	\$ 1,100.00	\$ 0.00	\$ 0.00	\$ 1,100.00	\$ 0.00
\$ 0.00	\$ 0.00	\$ 40,066.57	\$ 0.00	\$ 0.00	\$ 40,066.57	\$ 0.00
\$ 0.00	\$ 0.00	\$ 5,850.81	\$ 0.00	\$ 0.01	\$ 5,850.80	\$ 0.01
\$ 0.00	\$ 0.00	\$ 0.00	\$ 0.00	\$ 0.00	\$ 0.00	\$ 0.00
\$ 0.00	\$ 0.00	\$ 21,378.42	\$ 19,945.26	\$ 0.00	\$ 1,433.16	\$ 19,945.26
\$ 0.00	\$ 0.00	\$ 68,395.80	\$ 19,945.26	\$ 0.01	\$ 48,450.53	\$ 19,945.27
\$ 0.00	\$ 0.00	\$ 1,673,862.22	\$ 1,417,343.31	\$ 27,478.64	\$ 229,040.27	\$ 1,444,821.95
\$ 0.00	\$ 0.00	\$ 100,337.56	\$ 30,031.92	\$ 0.00	\$ 70,305.64	\$ 30,031.92
\$ 0.00	\$ 0.00	\$ 21,969,783.05	\$ 16,993,362.91	\$ 1,049,711.24	\$ 3,926,708.90	\$ 18,043,074.15
\$ 0.00	\$ 0.00	\$ 0.00	\$ 0.00	\$ 0.00	\$ 0.00	\$ 0.00
\$ 0.00	\$ 0.00	\$ 0.00	\$ 0.00	\$ 0.00	\$ 0.00	\$ 0.00
\$ 0.00	\$ 0.00	\$ 21,969,783.05	\$ 16,993,362.91	\$ 1,049,711.24	\$ 3,926,708.90	\$ 18,043,074.15

	Estimate of Needs by Governing Board	Approved by County Excise Board
	\$ 22,039,804.48	\$ 22,039,804.48
	\$ 0.00	\$ 0.00
	\$ 0.00	\$ 0.00
	\$ 22,039,804.48	\$ 22,039,804.48

BUILDING FUND ACCOUNTS COVERING THE PERIOD JULY 1, 2014 TO JUNE 30, 2015
ESTIMATE OF NEEDS FOR 2015-2016

EXHIBIT "B"

Page 13

Schedule 1, Current Balance Sheet - June 30, 2015		Amount
ASSETS:		
Cash Balance June 30, 2015		\$ 9,654,684.45
Investments		\$ 0.00
TOTAL ASSETS		\$ 9,654,684.45
LIABILITIES AND RESERVES:		
Warrants Outstanding		\$ 329,474.47
Reserve for Interest on Warrants		\$ 0.00
Reserves From Schedule 8		\$ 885,167.02
TOTAL LIABILITIES AND RESERVES		\$ 1,214,641.49
CASH FUND BALANCE JUNE 30, 2015		\$ 8,440,042.96
TOTAL LIABILITIES, RESERVES AND CASH FUND BALANCE		\$ 9,654,684.45

Schedule 2, Revenue and Requirements - 2014-2015		
	Detail	Total
REVENUE:		
Cash Balance June 30, 2014	\$ 8,467,989.36	
Cash Fund Balance Transferred From Prior Years	\$ 270,636.77	
Current Ad Valorem Tax Apportioned	\$ 2,215,252.75	
Miscellaneous Revenue Apportioned	\$ 228,267.71	
TOTAL REVENUE		\$ 11,182,146.59
REQUIREMENTS:		
Claims Paid by Warrants Issued & Transfer Fees Apportioned	\$ 1,856,936.61	
Reserves From Schedule 8	\$ 885,167.02	
Interest Paid on Warrants	\$ 0.00	
Bank Fees and Cash Charges	\$ 0.00	
Reserve for Interest on Warrants	\$ 0.00	
TOTAL REQUIREMENTS		\$ 2,742,103.63
ADD: Cash Fund Balance as Per Balance Sheet 6-30-2015		\$ 8,440,042.96
TOTAL REQUIREMENTS AND CASH FUND BALANCE		\$ 11,182,146.59

Schedule 3, Cash Fund Balance Analysis - June 30, 2015		Amount
ADDITIONS:		
Miscellaneous Revenue Collected in Excess of Estimates-Net		\$ 203,900.75
Warrants Estopped, Cancelled or Converted		\$ 0.00
Fiscal Year 2014-15 Lapsed Appropriations		\$ 7,998,832.85
Fiscal Year 2013-14 Lapsed Appropriations		\$ 95,770.18
Ad Valorem Tax Collections in Excess of Estimates		\$ 0.00
Prior Year Ad Valorem Tax		\$ 174,866.59
TOTAL ADDITIONS		\$ 8,473,370.37
DEDUCTIONS:		
Supplemental Appropriations		\$ 0.00
Current Tax in Process of Collection		\$ 33,327.41
TOTAL DEDUCTIONS		\$ 33,327.41
Cash Fund Balance as per Balance Sheet 6-30-2015		\$ 8,440,042.96
Composition of Cash Fund Balance		
Cash		\$ 8,440,042.96
Cash Fund Balance as per Balance Sheet 6-30-2015		\$ 8,440,042.96

BUILDING FUND ACCOUNTS COVERING THE PERIOD JULY 1, 2014 TO JUNE 30, 2015
ESTIMATE OF NEEDS FOR 2015-2016

EXHIBIT "B"

Page 14

Schedule 4, Miscellaneous Revenue		
SOURCE	2014-15 ACCOUNT	
	AMOUNT ESTIMATED	ACTUALLY COLLECTED
1000 DISTRICT SOURCES OF REVENUE:		
1120 Prior Taxes	\$ 24,366.96	\$ 0.00
1300 Earnings on Investments and Bond Sales	\$ 0.00	\$ 0.00
1400 Rental, Disposals and Commissions	\$ 0.00	\$ 160,889.68
1500 Reimbursements	\$ 0.00	\$ 67,378.03
1600 Other Local Sources of Revenue	\$ 0.00	\$ 0.00
1700 Child Nutrition Programs	\$ 0.00	\$ 0.00
1800 Athletics	\$ 0.00	\$ 0.00
TOTAL	\$ 24,366.96	\$ 228,267.71
2000 INTERMEDIATE SOURCES OF REVENUE:		
2100 County 4 Mill Ad Valorem Tax	\$ 0.00	\$ 0.00
2200 County Apportionment (Mortgage Tax)	\$ 0.00	\$ 0.00
2300 Resale of Property Fund Distribution	\$ 0.00	\$ 0.00
2900 Other Intermediate Sources of Revenue	\$ 0.00	\$ 0.00
TOTAL	\$ 0.00	\$ 0.00
3000 STATE SOURCES OF REVENUE:		
3100 Total Dedicated Revenue	\$ 0.00	\$ 0.00
3200 Total State Aid - General Operations - Non-Categorical	\$ 0.00	\$ 0.00
3300 State Aid - Competitive Grants - Categorical	\$ 0.00	\$ 0.00
3400 State Categorical	\$ 0.00	\$ 0.00
3500 Special Purposes	\$ 0.00	\$ 0.00
3600 Other State Sources of Revenue	\$ 0.00	\$ 0.00
3700 Child Nutrition Programs	\$ 0.00	\$ 0.00
3810 Series	\$ 0.00	\$ 0.00
3830 Industry Training	\$ 0.00	\$ 0.00
3840 Adult Training	\$ 0.00	\$ 0.00
3860 Other State Vocational Aid	\$ 0.00	\$ 0.00
3870 Series	\$ 0.00	\$ 0.00
3890 Capital Outlay	\$ 0.00	\$ 0.00
	\$ 0.00	\$ 0.00
	\$ 0.00	\$ 0.00
	\$ 0.00	\$ 0.00
	\$ 0.00	\$ 0.00
	\$ 0.00	\$ 0.00
	\$ 0.00	\$ 0.00
	\$ 0.00	\$ 0.00
TOTAL	\$ 0.00	\$ 0.00
4000 FEDERAL SOURCES OF REVENUE:		
4600 Other Federal Sources of Revenue	\$ 0.00	\$ 0.00
4700 Child Nutrition Programs	\$ 0.00	\$ 0.00
4810 Series	\$ 0.00	\$ 0.00
4820 Carl D. Perkins Vocational and Applied Technology Educ. Act	\$ 0.00	\$ 0.00
4830 Industry Training	\$ 0.00	\$ 0.00
4860 Other Federal Vocational Aid	\$ 0.00	\$ 0.00
4870 Series	\$ 0.00	\$ 0.00
4890 Capital Outlay	\$ 0.00	\$ 0.00
TOTAL	\$ 0.00	\$ 0.00
5000 NON-REVENUE RECEIPTS:		
5100 Return of Assets	\$ 0.00	\$ 0.00
GRAND TOTAL	\$ 24,366.96	\$ 228,267.71

S.A. & I. Form 2661R06 Entity: Indian Capital Area Technology Center VT-4, Muskogee

1-Sep-2015

BUILDING FUND ACCOUNTS COVERING THE PERIOD JULY 1, 2014 TO JUNE 30, 2015
ESTIMATE OF NEEDS FOR 2015-2016

EXHIBIT "B"

Page 15

2014-15 ACCOUNT OVER (UNDER)	BASIS AND LIMIT OF ENSUING ESTIMATE	2015-16 ACCOUNT		
		CHARGEABLE INCOME	ESTIMATED BY GOVERNING BOARD	APPROVED BY EXCISE BOARD
\$ (24,366.96)	0.00%	\$ 0.00	\$ 0.00	\$ 0.00
\$ 0.00	0.00%	\$ 0.00	\$ 0.00	\$ 0.00
\$ 160,889.68	0.00%	\$ 0.00	\$ 0.00	\$ 0.00
\$ 67,378.03	0.00%	\$ 0.00	\$ 0.00	\$ 0.00
\$ 0.00	0.00%	\$ 0.00	\$ 0.00	\$ 0.00
\$ 0.00	0.00%	\$ 0.00	\$ 0.00	\$ 0.00
\$ 0.00	0.00%	\$ 0.00	\$ 0.00	\$ 0.00
\$ 203,900.75		\$ 0.00	\$ 0.00	\$ 0.00
\$ 0.00	0.00%	\$ 0.00	\$ 0.00	\$ 0.00
\$ 0.00	0.00%	\$ 0.00	\$ 0.00	\$ 0.00
\$ 0.00	0.00%	\$ 0.00	\$ 0.00	\$ 0.00
\$ 0.00	0.00%	\$ 0.00	\$ 0.00	\$ 0.00
\$ 0.00		\$ 0.00	\$ 0.00	\$ 0.00
\$ 0.00	0.00%	\$ 0.00	\$ 0.00	\$ 0.00
\$ 0.00	0.00%	\$ 0.00	\$ 0.00	\$ 0.00
\$ 0.00	0.00%	\$ 0.00	\$ 0.00	\$ 0.00
\$ 0.00	0.00%	\$ 0.00	\$ 0.00	\$ 0.00
\$ 0.00	0.00%	\$ 0.00	\$ 0.00	\$ 0.00
\$ 0.00	0.00%	\$ 0.00	\$ 0.00	\$ 0.00
\$ 0.00	0.00%	\$ 0.00	\$ 0.00	\$ 0.00
\$ 0.00	0.00%	\$ 0.00	\$ 0.00	\$ 0.00
\$ 0.00	0.00%	\$ 0.00	\$ 0.00	\$ 0.00
\$ 0.00	0.00%	\$ 0.00	\$ 0.00	\$ 0.00
\$ 0.00	0.00%	\$ 0.00	\$ 0.00	\$ 0.00
\$ 0.00	0.00%	\$ 0.00	\$ 0.00	\$ 0.00
\$ 0.00	0.00%	\$ 0.00	\$ 0.00	\$ 0.00
\$ 0.00	0.00%	\$ 0.00	\$ 0.00	\$ 0.00
\$ 0.00	0.00%	\$ 0.00	\$ 0.00	\$ 0.00
\$ 0.00	0.00%	\$ 0.00	\$ 0.00	\$ 0.00
\$ 0.00	0.00%	\$ 0.00	\$ 0.00	\$ 0.00
\$ 0.00	0.00%	\$ 0.00	\$ 0.00	\$ 0.00
\$ 0.00	0.00%	\$ 0.00	\$ 0.00	\$ 0.00
\$ 0.00	0.00%	\$ 0.00	\$ 0.00	\$ 0.00
\$ 0.00	0.00%	\$ 0.00	\$ 0.00	\$ 0.00
\$ 0.00	0.00%	\$ 0.00	\$ 0.00	\$ 0.00
\$ 0.00	0.00%	\$ 0.00	\$ 0.00	\$ 0.00
\$ 0.00	0.00%	\$ 0.00	\$ 0.00	\$ 0.00
\$ 0.00	0.00%	\$ 0.00	\$ 0.00	\$ 0.00
\$ 0.00	0.00%	\$ 0.00	\$ 0.00	\$ 0.00
\$ 0.00	0.00%	\$ 0.00	\$ 0.00	\$ 0.00
\$ 0.00	0.00%	\$ 0.00	\$ 0.00	\$ 0.00
\$ 0.00	0.00%	\$ 0.00	\$ 0.00	\$ 0.00
\$ 0.00	0.00%	\$ 0.00	\$ 0.00	\$ 0.00
\$ 0.00	0.00%	\$ 0.00	\$ 0.00	\$ 0.00
\$ 0.00	0.00%	\$ 0.00	\$ 0.00	\$ 0.00
\$ 0.00	0.00%	\$ 0.00	\$ 0.00	\$ 0.00
\$ 0.00	0.00%	\$ 0.00	\$ 0.00	\$ 0.00
\$ 0.00	0.00%	\$ 0.00	\$ 0.00	\$ 0.00
\$ 0.00	0.00%	\$ 0.00	\$ 0.00	\$ 0.00
\$ 0.00	0.00%	\$ 0.00	\$ 0.00	\$ 0.00
\$ 203,900.75		\$ 0.00	\$ 0.00	\$ 0.00

BUILDING FUND ACCOUNTS COVERING THE PERIOD JULY 1, 2014 TO JUNE 30, 2015
ESTIMATE OF NEEDS FOR 2015-2016

EXHIBIT "B"

Page 16

Schedule 5, Expenditures Building Fund Cash Accounts of Current and all Prior Years	
CURRENT AND ALL PRIOR YEARS	2014-15
Cash Balance Reported to Excise Board 6-30-2014	\$ 0.00
Cash Fund Balance Transferred Out	
Cash Fund Balance Transferred In	\$ 8,467,989.36
Adjusted Cash Balance	\$ 8,467,989.36
Ad Valorem Tax Apportioned To Year In Caption	\$ 2,215,252.75
Miscellaneous Revenue (Schedule 4)	\$ 228,267.71
Cash Fund Balance Forward From Preceding Year	\$ 270,636.77
Prior Expenditures Recovered	\$ 0.00
TOTAL RECEIPTS	\$ 2,714,157.23
TOTAL RECEIPTS AND BALANCE	\$ 11,182,146.59
Warrants Paid of Year in Caption	\$ 1,831,388.78
Interest Paid Thereon	\$ 0.00
Bank Fees and Cash Charges	\$ 0.00
TOTAL DISBURSEMENTS	\$ 1,831,388.78
CASH BALANCE JUNE 30, 2015	\$ 9,350,757.81
Reserve for Warrants Outstanding	\$ 25,547.83
Reserve for Interest on Warrants	\$ 0.00
Reserves From Schedule 8	\$ 885,167.02
TOTAL LIABILITIES AND RESERVE	\$ 910,714.85
DEFICIT: (Red Figure)	\$ 0.00
CASH FUND BALANCE FORWARD TO SUCCEEDING YEAR	\$ 8,440,042.96

Schedule 6, Building Fund Warrant Account of Current and All Prior Years	
CURRENT AND ALL PRIOR YEARS	2014-15
Warrants Outstanding 6-30 of Year in Caption	
Warrants Registered During Year	\$ 1,856,936.61
TOTAL	\$ 1,856,936.61
Warrants Paid During Year	\$ 1,831,388.78
Warrants Converted to Bonds or Judgments	\$ 0.00
Warrants Cancelled	\$ 0.00
Warrants estopped by Statute	\$ 0.00
TOTAL WARRANTS RETIRED	\$ 1,831,388.78
BALANCE WARRANTS OUTSTANDING JUNE 30, 2015	\$ 25,547.83

Schedule 7, 2014 Ad Valorem Tax Account			
2014 Net Valuation Certified To County Excise Board	\$ 1,162,443,019.00	8.100 Mills	Amount
Total Proceeds of Levy as Certified			\$ 2,361,009.17
Additions:			\$ 0.00
Deductions:			\$ 0.00
Gross Balance Tax			\$ 2,361,009.17
Less Reserve for Delinquent Tax			\$ 112,429.01
Reserve for Protests Pending			\$ 0.00
Balance Available Tax			\$ 2,248,580.16
Deduct 2014 Tax Apportioned			\$ 2,215,252.75
Net Balance 2014 Tax in Process of Collection			\$ 33,327.41
Excess Collections			\$ 0.00

BUILDING FUND ACCOUNTS COVERING THE PERIOD JULY 1, 2014 TO JUNE 30, 2015
ESTIMATE OF NEEDS FOR 2015-2016

EXHIBIT "B"

Page 17

Schedule 5, (Continued)						
2013-14	2012-13	2011-12	2010-11	2009-10	2008-09	TOTAL
\$ 11,643,976.23	\$ 0.00	\$ 0.00	\$ 0.00	\$ 0.00	\$ 0.00	\$ 11,643,976.23
\$ 8,467,989.36	\$ 0.00	\$ 0.00	\$ 0.00	\$ 0.00	\$ 0.00	\$ 8,467,989.36
\$ 0.00	\$ 0.00	\$ 0.00	\$ 0.00	\$ 0.00	\$ 0.00	\$ 8,467,989.36
\$ 3,175,986.87	\$ 0.00	\$ 0.00	\$ 0.00	\$ 0.00	\$ 0.00	\$ 11,643,976.23
\$ 174,866.59	\$ 0.00	\$ 0.00	\$ 0.00	\$ 0.00	\$ 0.00	\$ 2,390,119.34
\$ 0.00	\$ 0.00	\$ 0.00	\$ 0.00	\$ 0.00	\$ 0.00	\$ 228,267.71
\$ 0.00	\$ 0.00	\$ 0.00	\$ 0.00	\$ 0.00	\$ 0.00	\$ 270,636.77
\$ 0.00	\$ 0.00	\$ 0.00	\$ 0.00	\$ 0.00	\$ 0.00	\$ 0.00
\$ 174,866.59	\$ 0.00	\$ 0.00	\$ 0.00	\$ 0.00	\$ 0.00	\$ 2,889,023.82
\$ 3,350,853.46	\$ 0.00	\$ 0.00	\$ 0.00	\$ 0.00	\$ 0.00	\$ 14,533,000.05
\$ 2,776,290.05	\$ 0.00	\$ 0.00	\$ 0.00	\$ 0.00	\$ 0.00	\$ 4,607,678.83
\$ 0.00	\$ 0.00	\$ 0.00	\$ 0.00	\$ 0.00	\$ 0.00	\$ 0.00
\$ 0.00	\$ 0.00	\$ 0.00	\$ 0.00	\$ 0.00	\$ 0.00	\$ 0.00
\$ 2,776,290.05	\$ 0.00	\$ 0.00	\$ 0.00	\$ 0.00	\$ 0.00	\$ 4,607,678.83
\$ 574,563.41	\$ 0.00	\$ 0.00	\$ 0.00	\$ 0.00	\$ 0.00	\$ 9,925,321.22
\$ 303,926.64	\$ 0.00	\$ 0.00	\$ 0.00	\$ 0.00	\$ 0.00	\$ 329,474.47
\$ 0.00	\$ 0.00	\$ 0.00	\$ 0.00	\$ 0.00	\$ 0.00	\$ 0.00
\$ 0.00	\$ 0.00	\$ 0.00	\$ 0.00	\$ 0.00	\$ 0.00	\$ 885,167.02
\$ 303,926.64	\$ 0.00	\$ 0.00	\$ 0.00	\$ 0.00	\$ 0.00	\$ 1,214,641.49
\$ 0.00	\$ 0.00	\$ 0.00	\$ 0.00	\$ 0.00	\$ 0.00	\$ 0.00
\$ 270,636.77	\$ 0.00	\$ 0.00	\$ 0.00	\$ 0.00	\$ 0.00	\$ 8,710,679.73

Schedule 6, (Continued)						
2013-14	2012-13	2011-12	2010-11	2009-10	2008-09	TOTAL
\$ 25,560.08						\$ 25,560.08
\$ 3,054,656.61						\$ 4,911,593.22
\$ 3,080,216.69						\$ 4,937,153.30
\$ 2,776,290.05						\$ 4,607,678.83
\$ 0.00						\$ 0.00
\$ 0.00						\$ 0.00
\$ 0.00						\$ 0.00
\$ 2,776,290.05	\$ 0.00	\$ 0.00	\$ 0.00	\$ 0.00	\$ 0.00	\$ 4,607,678.83
\$ 303,926.64	\$ 0.00	\$ 0.00	\$ 0.00	\$ 0.00	\$ 0.00	\$ 329,474.47

Schedule 9, Building Fund Investments						
INVESTED IN	Investments On Hand June 30, 2014	Since Purchased	Liquidations		Barred by Court Order	Investments On Hand June 30, 2015
			By Collection Of Cost	Amortized Premium		
	\$ 0.00	\$ 0.00	\$ 0.00	\$ 0.00	\$ 0.00	\$ 0.00
						\$ 0.00
						\$ 0.00
						\$ 0.00
						\$ 0.00
						\$ 0.00
						\$ 0.00
						\$ 0.00
						\$ 0.00
						\$ 0.00
TOTAL INVEST	\$ 0.00	\$ 0.00	\$ 0.00	\$ 0.00	\$ 0.00	\$ 0.00

BUILDING FUND ACCOUNTS COVERING THE PERIOD JULY 1, 2014 TO JUNE 30, 2015
ESTIMATE OF NEEDS FOR 2015-2016

EXHIBIT "B"

Page 18

Schedule 8. Report of Prior Year Expenditures				
APPROPRIATED ACCOUNTS	FISCAL YEAR ENDING JUNE 30, 2014			APPROPRIATIONS ORIGINAL
	RESERVES 06-30-2014	WARRANTS SINCE ISSUED	BALANCE LAPSED APPROPRIATIONS	
1000 INSTRUCTION	\$ 429,598.56	\$ 429,598.56	\$ 0.00	\$ 672,639.07
2000 SUPPORT SERVICES:				
2100 Support Services - Students	\$ 0.00	\$ 0.00	\$ 0.00	\$ 33,967.68
2200 Support Services - Instructional Staff	\$ 0.00	\$ 0.00	\$ 0.00	\$ 490,308.62
2300 Support Services - General Administration	\$ 0.00	\$ 0.00	\$ 0.00	\$ 13,966.00
2400 Support Services - School Administration	\$ 39,380.75	\$ 39,380.75	\$ 0.00	\$ 280,648.85
2500 Support Services - Business	\$ 0.00	\$ 0.00	\$ 0.00	\$ 23,290.00
2600 Operations And Maintenance of Plant Services	\$ 15,595.22	\$ 15,595.22	\$ 0.00	\$ 702,284.31
2700 Student Transportation Services	\$ 0.00	\$ 0.00	\$ 0.00	\$ 81,000.00
2800 Support Services - Central	\$ 0.00	\$ 0.00	\$ 0.00	\$ 0.00
2900 Other Support Services	\$ 0.00	\$ 0.00	\$ 0.00	\$ 0.00
TOTAL	\$ 54,975.97	\$ 54,975.97	\$ 0.00	\$ 1,625,465.46
3000 OPERATION OF NON-INSTRUCTION SERVICES:				
3100 Child Nutrition Programs Operations	\$ 0.00	\$ 0.00	\$ 0.00	\$ 0.00
3200 Other Enterprise Service Operations	\$ 0.00	\$ 0.00	\$ 0.00	\$ 0.00
3300 Community Services Operations	\$ 0.00	\$ 0.00	\$ 0.00	\$ 2,750.00
TOTAL	\$ 0.00	\$ 0.00	\$ 0.00	\$ 2,750.00
4000 FACILITIES ACQUISITION & CONSTRUCTION SERVICES:				
4100 Supv. of Facilities Acquisition and Construction	\$ 0.00	\$ 0.00	\$ 0.00	\$ 0.00
4200 Site Acquisition Services	\$ 0.00	\$ 0.00	\$ 0.00	\$ 5,000.00
4300 Site Improvement Services	\$ 0.00	\$ 0.00	\$ 0.00	\$ 136,272.82
4400 Architecture and Engineering Services	\$ 0.00	\$ 0.00	\$ 0.00	\$ 0.00
4500 Educational Specifications Development Services	\$ 0.00	\$ 0.00	\$ 0.00	\$ 0.00
4600 Building Acquisition and Construction Services	\$2,636,517.26	\$2,540,747.08	\$ 95,770.18	\$ 1,460,961.59
4700 Building Improvement Services	\$ 29,335.00	\$ 29,335.00	\$ 0.00	\$ 566,448.08
4900 Other Facilities Acquisition and Const. Services	\$ 0.00	\$ 0.00	\$ 0.00	\$ 2,515.00
TOTAL	\$2,665,852.26	\$2,570,082.08	\$ 95,770.18	\$ 2,171,197.49
5000 OTHER OUTLAYS:				
5100 Debt Service	\$ 0.00	\$ 0.00	\$ 0.00	\$ 0.00
5200 Reimbursement (Child Nutrition Fund)	\$ 0.00	\$ 0.00	\$ 0.00	\$ 0.00
5300 Clearing Account	\$ 0.00	\$ 0.00	\$ 0.00	\$ 6,267,523.96
5400 Indirect Cost Entitlement	\$ 0.00	\$ 0.00	\$ 0.00	\$ 0.00
5500 Private Nonprofit Schools	\$ 0.00	\$ 0.00	\$ 0.00	\$ 0.00
5600 Correcting Entry	\$ 0.00	\$ 0.00	\$ 0.00	\$ 1,360.50
TOTAL	\$ 0.00	\$ 0.00	\$ 0.00	\$ 6,268,884.46
7000 OTHER USES	\$ 0.00	\$ 0.00	\$ 0.00	\$ 0.00
8000 REPAYMENTS	\$ 0.00	\$ 0.00	\$ 0.00	\$ 0.00
TOTAL BUILDING FUND	\$3,150,426.79	\$3,054,656.61	\$ 95,770.18	\$ 10,740,936.48
Bank Fees and Cash Charges	\$ 0.00	\$ 0.00	\$ 0.00	\$ 0.00
Provision for Interest on Warrants	\$ 0.00	\$ 0.00	\$ 0.00	\$ 0.00
GRAND TOTAL	\$3,150,426.79	\$3,054,656.61	\$ 95,770.18	\$ 10,740,936.48

ESTIMATE OF NEEDS FOR THE FISCAL YEAR 2015-2016	
PURPOSE:	
Current Expense	
Interest	
Pro rata share of County Assessor's Budget by County Excise Board	
GRAND TOTAL - Home School	

S.A. & I. Form 2661R06 Entity: Indian Capital Area Technology Center VT-4, Muskogee

1-Sep-2015

BUILDING FUND ACCOUNTS COVERING THE PERIOD JULY 1, 2014 TO JUNE 30, 2015
ESTIMATE OF NEEDS FOR 2015-2016

EXHIBIT "B"

FISCAL YEAR ENDING JUNE 30, 2015						FISCAL YEAR 2014-2015 EXPENDITURES FOR CURRENT EXPENSE PURPOSES
APPROPRIATIONS		NET AMOUNT	WARRANTS ISSUED	RESERVES	LAPSED BALANCE KNOWN TO BE UNENCUMBERED	
SUPPLEMENTAL ADJUSTMENTS						
ADDED	CANCELLED					
\$ 0.00	\$ 0.00	\$ 672,639.07	\$ 361,512.07	\$ 33,024.49	\$ 278,102.51	\$ 394,536.56
\$ 0.00	\$ 0.00	\$ 33,967.68	\$ 21,586.94	\$ 0.00	\$ 12,380.74	\$ 21,586.94
\$ 0.00	\$ 0.00	\$ 490,308.62	\$ 216,173.70	\$ 32,296.00	\$ 241,838.92	\$ 248,469.70
\$ 0.00	\$ 0.00	\$ 13,966.00	\$ 1,006.12	\$ 1,670.57	\$ 11,289.31	\$ 2,676.69
\$ 0.00	\$ 0.00	\$ 280,648.85	\$ 75,217.73	\$ 107,510.58	\$ 97,920.54	\$ 182,728.31
\$ 0.00	\$ 0.00	\$ 23,290.00	\$ 9,074.00	\$ 0.00	\$ 14,216.00	\$ 9,074.00
\$ 0.00	\$ 0.00	\$ 702,284.31	\$ 185,726.85	\$ 26,652.26	\$ 489,905.20	\$ 212,379.11
\$ 0.00	\$ 0.00	\$ 81,000.00	\$ 0.00	\$ 0.00	\$ 81,000.00	\$ 0.00
\$ 0.00	\$ 0.00	\$ 0.00	\$ 0.00	\$ 0.00	\$ 0.00	\$ 0.00
\$ 0.00	\$ 0.00	\$ 0.00	\$ 0.00	\$ 0.00	\$ 0.00	\$ 0.00
\$ 0.00	\$ 0.00	\$ 1,625,465.46	\$ 508,785.34	\$ 168,129.41	\$ 948,550.71	\$ 676,914.75
\$ 0.00	\$ 0.00	\$ 0.00	\$ 0.00	\$ 0.00	\$ 0.00	\$ 0.00
\$ 0.00	\$ 0.00	\$ 0.00	\$ 0.00	\$ 0.00	\$ 0.00	\$ 0.00
\$ 0.00	\$ 0.00	\$ 2,750.00	\$ 0.00	\$ 0.00	\$ 2,750.00	\$ 0.00
\$ 0.00	\$ 0.00	\$ 2,750.00	\$ 0.00	\$ 0.00	\$ 2,750.00	\$ 0.00
\$ 0.00	\$ 0.00	\$ 0.00	\$ 0.00	\$ 0.00	\$ 0.00	\$ 0.00
\$ 0.00	\$ 0.00	\$ 5,000.00	\$ 0.00	\$ 0.00	\$ 5,000.00	\$ 0.00
\$ 0.00	\$ 0.00	\$ 136,272.82	\$ 7,874.52	\$ 12,179.12	\$ 116,219.18	\$ 20,053.64
\$ 0.00	\$ 0.00	\$ 0.00	\$ 0.00	\$ 0.00	\$ 0.00	\$ 0.00
\$ 0.00	\$ 0.00	\$ 0.00	\$ 0.00	\$ 0.00	\$ 0.00	\$ 0.00
\$ 0.00	\$ 0.00	\$ 1,460,961.59	\$ 681,030.32	\$ 554,284.00	\$ 225,647.27	\$ 1,235,314.32
\$ 0.00	\$ 0.00	\$ 566,448.08	\$ 297,734.36	\$ 117,550.00	\$ 151,163.72	\$ 415,284.36
\$ 0.00	\$ 0.00	\$ 2,515.00	\$ 0.00	\$ 0.00	\$ 2,515.00	\$ 0.00
\$ 0.00	\$ 0.00	\$ 2,171,197.49	\$ 986,639.20	\$ 684,013.12	\$ 500,545.17	\$ 1,670,652.32
\$ 0.00	\$ 0.00	\$ 0.00	\$ 0.00	\$ 0.00	\$ 0.00	\$ 0.00
\$ 0.00	\$ 0.00	\$ 0.00	\$ 0.00	\$ 0.00	\$ 0.00	\$ 0.00
\$ 0.00	\$ 0.00	\$ 6,267,523.96	\$ 0.00	\$ 0.00	\$ 6,267,523.96	\$ 0.00
\$ 0.00	\$ 0.00	\$ 0.00	\$ 0.00	\$ 0.00	\$ 0.00	\$ 0.00
\$ 0.00	\$ 0.00	\$ 0.00	\$ 0.00	\$ 0.00	\$ 0.00	\$ 0.00
\$ 0.00	\$ 0.00	\$ 1,360.50	\$ 0.00	\$ 0.00	\$ 1,360.50	\$ 0.00
\$ 0.00	\$ 0.00	\$ 6,268,884.46	\$ 0.00	\$ 0.00	\$ 6,268,884.46	\$ 0.00
\$ 0.00	\$ 0.00	\$ 0.00	\$ 0.00	\$ 0.00	\$ 0.00	\$ 0.00
\$ 0.00	\$ 0.00	\$ 0.00	\$ 0.00	\$ 0.00	\$ 0.00	\$ 0.00
\$ 0.00	\$ 0.00	\$ 10,740,936.48	\$ 1,856,936.61	\$ 885,167.02	\$ 7,998,832.85	\$ 2,742,103.63
\$ 0.00	\$ 0.00	\$ 0.00	\$ 0.00	\$ 0.00	\$ 0.00	\$ 0.00
\$ 0.00	\$ 0.00	\$ 0.00	\$ 0.00	\$ 0.00	\$ 0.00	\$ 0.00
\$ 0.00	\$ 0.00	\$ 10,740,936.48	\$ 1,856,936.61	\$ 885,167.02	\$ 7,998,832.85	\$ 2,742,103.63

	Estimate of Needs by Governing Board	Approved by County Excise Board
	\$ 10,764,804.51	\$ 10,764,804.51
	\$ 0.00	\$ 0.00
	\$ 0.00	\$ 0.00
	\$ 10,764,804.51	\$ 10,764,804.51

CERTIFICATE OF EXCISE BOARD

State of Oklahoma, County of Muskogee

We, do further certify that we have examined the statement of estimated needs for the current fiscal year ending June 30, 2015, as certified by the Board of Education of Indian Capital Area Technology Center, District Number VT-4 of said County and State, and its financial statement for the preceding year, and in so doing we have diligently performed the duties imposed upon this Excise Board by 68 O. S. 2001 Section 3007, by (1) ascertaining that the financial statements, as to the statistics therein contained, reflect the true fiscal condition at the close of the fiscal year, or caused the same to be corrected so to show; (2) struck from the estimate of needs so submitted any items not authorized by law and reduced to the sum authorized by law any items restricted by statute as to the amount lawfully expendable therefor; (3) supplemented such estimate, after appropriate action, by an estimate of needs prepared by this Excise Board to make provision for mandatory functions based upon statistics authoritatively submitted; (4) computed the total means available to each fund in the manner provided, applying the Governing Board's estimate of revenue to be derived from surplus tax of the immediately preceding year and from sources other than ad valorem tax, or reduced such estimate to not less than the lawfully authorized ratio of the several sums realized from such sources during the preceding fiscal year or to such lesser sum as may reasonably be anticipated under altered law or circumstance and using for such determination the basic collections of the preceding year and the ratios on which distribution or apportionment must be made during the ensuing or current year.

To the several and specific purposes of the estimated needs as certified, we have and do hereby appropriate the surplus balances of cash on hand of the prior year, estimates of income from sources other than ad valorem taxation within the limitation fixed by law, and the proceeds of ad valorem tax levy within the number of mills authorized, either by apportionment by the Legislature, allocation by the excise board or by legal election, all of which appropriations are made in so far as the available surpluses, revenues, and levies will permit, except in that we have also provided that, after deducting items consisting of cash and the revenue from all sources other than the 2015 tax and the proceeds of the 2015 tax levy are in excess of the residue of such appropriations, by a sum included for delinquent tax, computed at 5.0% of such residue. And provided further, if said School District has been ascertained to be a well defined State Aid District, the local budget, as approved and appropriated for, has been applied wholly to its operating accounts.

We further certify that the amount required to be raised from tax, excluding Homesteads, for General Revenue Fund purposes as approved, requires a total ad valorem tax levy of 35.000 Mills. Said levy is within the statutory limit, and if in excess, is within the constitutional limit and has been authorized by a vote of the people of said district, as shown by certificate of the School Board to-wit:

To this District, with valuations shown below, the Excise Board allocated 5.000 Mills, plus 15.000 Mills authorized by the Constitution, plus an emergency levy of 5.000 Mills; plus local support levy of 10.000 Mills; for a total levy for the General Fund of 35.000 Mills.

We further certify that the amount required to be raised for building fund purposes as approved requires a tax levy of 5.000 Mills, and said levy has been certified as authorized by a vote of the people at an election held for that purpose. We further certify that Assessed Values used in computing Mill-vote levies have been applied as certified by the County Assessor.

We further certify that we have examined the within statements of account and estimated needs or requirements of the Governing Board of Indian Capital Area Technology Center, School District No. VT-4 of said County and State, in relation to the Sinking Fund or Funds thereof, and after finding the same correct or having caused the same to be corrected pursuant to 68 O. S. 2001 Section 3009, have approved the requirements therefor to fulfill the conditions of Section 26 and 28 of Article 10, Oklahoma Constitution, and have made and certified a tax levy therefor to the extent of the excess of said total requirements over the total of items 2, 3, 6, and 12 of Exhibit "Y" and any other legal deduction, including a reserve of 5% for delinquent taxes.

**CERTIFICATE OF EXCISE BOARD
ESTIMATE OF NEEDS FOR 2015-2016**

#REF!

EXHIBIT "Y"					
County Excise Board's Appropriation of Income and Revenue	General Fund	Building Fund	Co-op Fund	Child Nutrition Fund	New Sinking Fund (Exc Homesteads)
Appropriation Approved and Provision Made	\$ 22,039,804.48	\$ 10,764,804.51	\$ 0.00	\$ 0.00	\$ 0.00
Appropriation of Revenues:					
Excess of Assets Over Liabilities	\$ 6,986,556.92	\$ 8,440,042.96	\$ 0.00	\$ 0.00	\$ 0.00
Unclaimed Protest Tax Refunds	\$ 0.00	\$ 0.00	\$ 0.00	\$ 0.00	\$ 0.00
Miscellaneous Estimated Revenues	\$ 5,765,099.00	\$ 0.00	\$ 0.00	\$ 0.00	None
Est. Value of Surplus Tax in Process	\$ 132,768.68	\$ 33,327.41	\$ 0.00	\$ 0.00	None
Sinking Fund Contributions	\$ 0.00	\$ 0.00	\$ 0.00	\$ 0.00	\$ 0.00
Surplus Building Fund Cash	\$ 0.00	\$ 0.00	\$ 0.00	\$ 0.00	\$ 0.00
Total Other Than 2015 Tax	\$ 12,884,424.60	\$ 8,473,370.37	\$ 0.00	\$ 0.00	\$ 0.00
Balance Required	\$ 9,155,379.88	\$ 2,291,434.14	\$ 0.00	\$ 0.00	\$ 0.00
Add Allowance for Delinquency	\$ 477,562.84	\$ 119,960.70	\$ 0.00	\$ 0.00	\$ 0.00
Total Required for 2015 Tax	\$ 9,632,942.72	\$ 2,411,394.84	\$ 0.00	\$ 0.00	\$ 0.00
Rate of Levy Required and Certified	-----	-----	-----	-----	0.00 Mills

We further certify that the net assessed valuation of the Property, subject to ad valorem taxes, after the amount of all Homestead Exemptions have been deducted in the said School District as finally equalized and certified by the Board of Equalization for the current year 2015-2016 is as follows:

VALUATION AND LEVIES EXCLUDING HOMESTEADS				
County	Real	Personal	Public Service	Total
This County Muskogee	\$ 269,478,244.00	\$ 104,805,900.00	\$ 130,752,834.00	\$ 505,036,978.00
Joint County Adair	\$ 59,466,236.00	\$ 16,791,698.00	\$ 5,956,488.00	\$ 82,214,422.00
Joint County Cherokee	\$ 154,755,372.00	\$ 16,753,759.00	\$ 5,801,099.00	\$ 177,310,230.00
Joint County McIntosh	\$ 46,136,274.00	\$ 6,379,630.00	\$ 4,089,909.00	\$ 56,605,813.00
Joint County Okmulgee	\$ 280,055.00	\$ 25,951.00	\$ 69,430.00	\$ 375,436.00
Joint County Sequoyah	\$ 136,420,239.00	\$ 16,260,647.00	\$ 19,979,173.00	\$ 172,660,059.00
Joint County Wagoner	\$ 155,187,687.00	\$ 15,267,571.00	\$ 19,040,004.00	\$ 189,495,262.00
Joint County Delaware	\$ 3,222.00	\$ 0.00	\$ 0.00	\$ 3,222.00
Joint County	\$ 0.00	\$ 0.00	\$ 0.00	\$ 0.00
Joint County	\$ 0.00	\$ 0.00	\$ 0.00	\$ 0.00
Joint County	\$ 0.00	\$ 0.00	\$ 0.00	\$ 0.00
Joint County	\$ 0.00	\$ 0.00	\$ 0.00	\$ 0.00
Joint County	\$ 0.00	\$ 0.00	\$ 0.00	\$ 0.00
Joint County	\$ 0.00	\$ 0.00	\$ 0.00	\$ 0.00
Total Valuations, All Counties	\$ 821,727,329.00	\$ 176,285,156.00	\$ 185,688,937.00	\$ 1,183,701,422.00

and that the assessed valuations herein certified have been used in computing the rates of mill levies and the proceeds thereof appropriated as aforesaid; and that having ascertained as aforesaid, the aggregate amount to be raised by ad valorem taxation, be raised by ad valorem taxation, we thereupon made the above levies therefor as provided by law as follows:

CERTIFICATE OF EXCISE BOARD
ESTIMATE OF NEEDS FOR 2015-2016


#REF1


EXHIBIT "Y" Continued: Primary County And All Joint Counties				Total Required For 2015 Tax		
Levies Required and Certified: Valuation And Levies Excluding Homesteads				General	Building	
County	General Fund	Building Fund	Total Valuation			
This County Muskogee	8.10 Mills	2.03 Mills	\$ 505,036,978.00	\$ 4,090,799.52	\$ 1,025,225.07	
Joint Co. Adair	8.00 Mills	2.00 Mills	\$ 82,214,422.00	\$ 657,715.38	\$ 164,428.84	
Joint Co. Cherokee	8.15 Mills	2.04 Mills	\$ 177,310,230.00	\$ 1,445,078.37	\$ 361,712.87	
Joint Co. McIntosh	8.30 Mills	2.07 Mills	\$ 56,605,813.00	\$ 469,828.25	\$ 117,174.03	
Joint Co. Okmulgee	8.16 Mills	2.04 Mills	\$ 375,436.00	\$ 3,063.56	\$ 765.89	
Joint Co. Sequoyah	8.28 Mills	2.07 Mills	\$ 172,660,059.00	\$ 1,429,625.29	\$ 357,406.32	
Joint Co. Wagoner	8.11 Mills	2.03 Mills	\$ 189,495,262.00	\$ 1,536,806.57	\$ 384,675.38	
Joint Co. Delaware	8.00 Mills	2.00 Mills	\$ 3,222.00	\$ 25.78	\$ 6.44	
Joint Co.	0.00 Mills	0.00 Mills	\$ 0.00	\$ 0.00	\$ 0.00	
Joint Co.	0.00 Mills	0.00 Mills	\$ 0.00	\$ 0.00	\$ 0.00	
Joint Co.	0.00 Mills	0.00 Mills	\$ 0.00	\$ 0.00	\$ 0.00	
Joint Co.	0.00 Mills	0.00 Mills	\$ 0.00	\$ 0.00	\$ 0.00	
Joint Co.	0.00 Mills	0.00 Mills	\$ 0.00	\$ 0.00	\$ 0.00	
Totals			\$ 1,183,701,422.00	\$ 9,632,942.72	\$ 2,411,394.84	

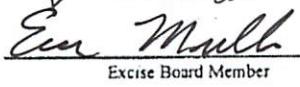
Sinking Fund 0.00 Mills


and we do hereby order the above levies to be certified forthwith by the Secretary of this Board to the County Assessor of said County, in order that the County Assessor may immediately extend said levies upon the Tax Rolls for the year 2015 without regard to any protest that may be filed against any levies, as required by 68 O.S. 2001, Section 2869

Signed at Muskogee, Oklahoma, this 3rd day of November, 2015


 Excise Board Member


 Excise Board Chairman


 Excise Board Member


 Excise Board Secretary



Joint School District Levy Certification for Indian Capital Area Technology Center VT-4

Career Tech District Number 4 : General Fund 8.10

Building Fund 2.03

State of Oklahoma)
) ss
 County of Muskogee)

I, Darina Cope, Muskogee County Clerk, do hereby certify that the above levies are true and correct for the taxable year 2015.

Witness my hand and seal, on November 3, 2015


 Muskogee County Clerk

S A & I Form 2661R06 Entity: Indian Capital Area Technology Center VT-4, Muskogee



See Accountant's Compilation Report

VT-4, MUSKOGEE COUNTY
 INDIAN CAPITAL AREA VO-TECH
 ADDENDUM TO EXHIBIT Y, VALUATION ACCOUNTS
 2015-16 ESTIMATE OF NEEDS

COUNTY	REAL ESTATE	HOMESTEAD EXEMPTION	PERSONAL PROPERTY	PUBLIC SERVICE	TOTAL
Muskogee - All	\$ 289,400,030	19,921,786	104,805,900	130,752,834	505,036,978
Adair - All	64,568,535	5,102,299	16,791,698	5,956,488	82,214,422
Cherokee					
D-6	29,102,700	1,524,968	1,782,809	607,214	29,967,755
D-10	4,338,038	314,899	500,651	84,522	4,608,312
D-14 & 14C	4,782,746	332,960	261,992	481,696	5,193,474
I-16 & 16C	11,849,645	853,252	1,299,556	436,651	12,732,600
D-21	4,125,710	367,348	780,476	158,694	4,697,532
D-26	2,819,375	220,058	126,189	24,311	2,749,817
D-31	4,581,661	418,790	570,189	220,648	4,953,708
D-34R & 34C	12,543,065	674,792	634,532	218,892	12,721,697
I-35R & 35C	77,149,576	3,425,806	9,481,034	2,669,921	85,874,725
D-44R & 44C	7,352,198	601,084	530,617	691,326	7,973,057
D-66	4,091,206	336,448	697,854	116,686	4,569,298
I-3	984,081	102,919	85,473	85,200	1,051,835
Total	163,720,001	9,173,324	16,751,372	5,795,761	177,093,810
McIntosh					
Checotah Rural	36,124,230	2,840,319	3,494,374	2,321,663	39,099,948
I-27	2,664,748	289,419	248,320	497,126	3,120,775
Checotah	11,411,213	934,179	2,636,936	1,271,120	14,385,090
Total	50,200,191	4,063,917	6,379,630	4,089,909	56,605,813
Okmulgee					
M-1-2, Muskogee	249,800	27,518	24,829	51,354	298,465
MCI-19, McIntosh	61,773	4,000	1,122	18,076	76,971
Total	311,573	31,518	25,951	69,430	375,436
Sequoyah - All	148,804,863	12,384,624	16,260,647	19,979,173	172,660,059
Wagoner					
S017, Coweta	85,915,410	5,429,468	5,863,823	5,573,547	91,923,312
S019, Wagoner	55,231,595	4,323,427	5,180,982	6,797,274	62,886,424
S011, Okay	9,191,993	1,058,425	874,217	3,659,294	12,667,079
SOM2, Haskell	3,364,949	241,492	715,374	121,606	3,960,437
SOM3, Ft. Gibson	587,263	65,178	41,558	567,268	1,130,911
S365, Porter	13,165,195	1,150,728	2,591,617	2,321,015	16,927,099
Total	167,456,405	12,268,718	15,267,571	19,040,004	189,495,262
Grand Total	\$ 884,461,598	62,946,186	176,282,769	185,683,599	1,183,481,780

ALL FUND ACCOUNTS COVERING THE PERIOD JULY 1, 2014 TO JUNE 30, 2015
STATISTICAL DATA FOR 2015-2016

EXHIBIT "Z"

#REF!

Schedule 1. SUMMARY RECAPITULATION OF SCHOOL COSTS FOR THE FISCAL YEAR ENDING JUNE 30, 2005. AND APPORTIONMENT THEREOF					
CLASSIFICATION	ACCUMULATION OF EXPENDITURES AND UNLIQUIDATED COMMITMENTS TO DETERMINE PER CAPITA COSTS				
	GENERAL REVENUE FUND	CHILD NUTRITION FUND	2014-2015 CONSTITUTIONAL BUILDING FUND EXPENDITURES	2014-2015 ACCRUALS AND COUPON REQUIREMENTS	SPECIAL REVENUE FUNDS
Expenditures and Reserves					
Current Expenditures - Educational	\$ 14,661,867.78	\$ 0.00	\$ 870,297.41	\$ 0.00	\$ 0.00
Current Expenditures - Transportation	\$ 828,473.97	\$ 0.00	\$ 0.00	\$ 0.00	\$ 0.00
Current Reserves - Educational	\$ 540,452.26	\$ 0.00	\$ 201,153.90	\$ 0.00	\$ 0.00
Current Reserves - Transportation	\$ 288,155.17	\$ 0.00	\$ 0.00	\$ 0.00	\$ 0.00
Capital Expenditures - Educational	\$ 35,700.67	\$ 0.00	\$ 986,639.20	\$ 0.00	\$ 0.00
Capital Expenditures - Transportation	\$ 0.00	\$ 0.00	\$ 0.00	\$ 0.00	\$ 0.00
Capital Reserves - Educational	\$ 193,625.16	\$ 0.00	\$ 684,013.12	\$ 0.00	\$ 0.00
Capital Reserves - Transportation	\$ 0.00	\$ 0.00	\$ 0.00	\$ 0.00	\$ 0.00
Interest Paid and Reserved	\$ 0.00	\$ 0.00	\$ 0.00	\$ 0.00	\$ 0.00
TOTALS	\$ 16,548,275.01	\$ 0.00	\$ 2,742,103.63	\$ 0.00	\$ 0.00
Enumeration	0	Average Daily Attendance	0	Average Daily Haul	0

Schedule 1. (Continued)					
CLASSIFICATION	ACCUMULATION OF EXPENDITURES AND UNLIQUIDATED COMMITMENTS TO DETERMINE PER CAPITA COSTS				
	CAPITAL PROJECTS FUNDS	ENTERPRISE FUNDS	ACTIVITY FUNDS	EXPENDABLE TRUST FUNDS	NONEXPENDABLE TRUST FUNDS
Expenditures and Reserves					
Current Expenditures - Educational	\$ 0.00	\$ 0.00	\$ 0.00	\$ 0.00	\$ 0.00
Current Expenditures - Transportation	\$ 0.00	\$ 0.00	\$ 0.00	\$ 0.00	\$ 0.00
Current Reserves - Educational	\$ 0.00	\$ 0.00	\$ 0.00	\$ 0.00	\$ 0.00
Current Reserves - Transportation	\$ 0.00	\$ 0.00	\$ 0.00	\$ 0.00	\$ 0.00
Capital Expenditures - Educational	\$ 0.00	\$ 0.00	\$ 0.00	\$ 0.00	\$ 0.00
Capital Expenditures - Transportation	\$ 0.00	\$ 0.00	\$ 0.00	\$ 0.00	\$ 0.00
Capital Reserves - Educational	\$ 0.00	\$ 0.00	\$ 0.00	\$ 0.00	\$ 0.00
Capital Reserves - Transportation	\$ 0.00	\$ 0.00	\$ 0.00	\$ 0.00	\$ 0.00
Interest Paid and Reserved	\$ 0.00	\$ 0.00	\$ 0.00	\$ 0.00	\$ 0.00
TOTALS	\$ 0.00	\$ 0.00	\$ 0.00	\$ 0.00	\$ 0.00

ALL FUND ACCOUNTS COVERING THE PERIOD JULY 1, 2014 TO JUNE 30, 2015
STATISTICAL DATA FOR 2015-2016

EXHIBIT "Z"

#REF!

Schedule 1, (Continued)										
CLASSIFICATION			DISTRIBUTION OF OPERATING EXPENSE TO DETERMINE PER CAPITA COST							
Expenditures and Reserves	INTERNAL SERVICE FUNDS	TOTAL OF ALL APPLICABLE COSTS 2014-2015	OPERATION COSTS ONLY	TRANSPORTATION COSTS ONLY						
Current Expenditures - Educational	\$ 0.00	\$ 15,532,165.19	\$ 15,532,165.19	\$ 0.00						
Current Expenditures - Transportation	\$ 0.00	\$ 828,473.97	\$ 0.00	\$ 828,473.97						
Current Reserves - Educational	\$ 0.00	\$ 741,606.16	\$ 741,606.16	\$ 0.00						
Current Reserves - Transportation	\$ 0.00	\$ 288,155.17	\$ 0.00	\$ 288,155.17						
Capital Expenditures - Educational	\$ 0.00	\$ 1,022,339.87	\$ 1,022,339.87	\$ 0.00						
Capital Expenditures - Transportation	\$ 0.00	\$ 0.00	\$ 0.00	\$ 0.00						
Capital Reserves - Educational	\$ 0.00	\$ 877,638.28	\$ 877,638.28	\$ 0.00						
Capital Reserves - Transportation	\$ 0.00	\$ 0.00	\$ 0.00	\$ 0.00						
Interest Paid and Reserved	\$ 0.00	\$ 0.00	\$ 0.00	\$ 0.00						
TOTALS	\$ 0.00	\$ 19,290,378.64	\$ 18,173,749.50	\$ 1,116,629.14						
<table style="width: 100%; border: none;"> <tr> <td style="width: 45%; text-align: right;">Per Capita Cost - Education</td> <td style="width: 10%; text-align: center;">\$</td> <td style="width: 15%; text-align: center;">0.00</td> <td style="width: 15%; text-align: right;">Per Capita Cost - Transportation</td> <td style="width: 15%; text-align: center;">\$</td> <td style="width: 10%; text-align: center;">0.00</td> </tr> </table>					Per Capita Cost - Education	\$	0.00	Per Capita Cost - Transportation	\$	0.00
Per Capita Cost - Education	\$	0.00	Per Capita Cost - Transportation	\$	0.00					